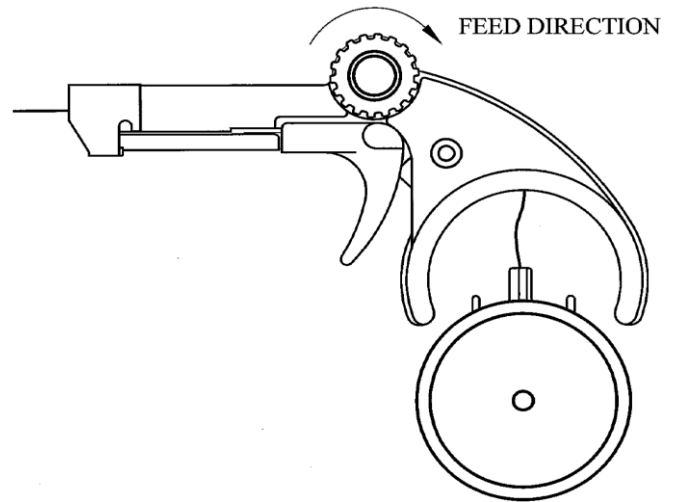


Loading the WickGun™

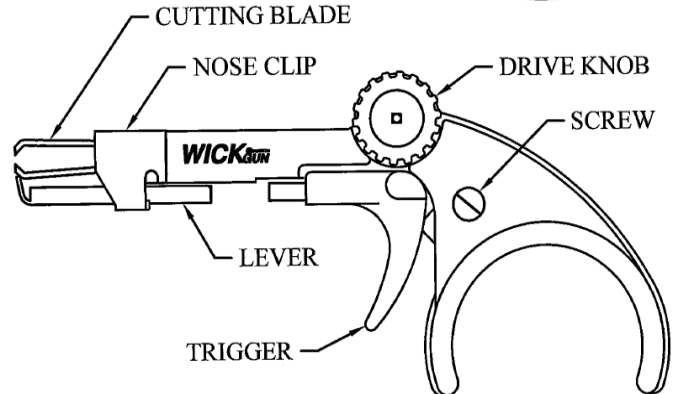
Important- With WickGun™ pointing left insert cassette with label facing up so wick will feed from the right (counter clockwise).

1. Grasp cassette and pull out foam plug, then pull out approximately 2 ¼" (57mm) of wick.
2. Insert wick into guide slot. Rotate drive knob in feed direction while seating cassette. Ensure wick is not pinched between cassette and WickGun™ and that cassette alignment tabs are seated in the alignment slots in the gun.
3. If wick fails to feed, disengage cassette, grasp wick and pull from wick guide slot, do not allow cassette to unwind. Eliminate any kinks and/or frayed wick. Repeat steps 1 – 2.



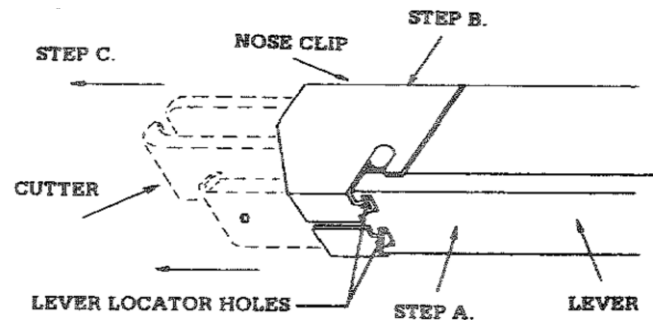
Operating Instructions

1. Hold with thumb on drive knob and index finger over the trigger.
2. Rotate drive knob in feed direction exposing ¾" to 1" (19mm to 25mm) of wick. Do not press on the trigger while dispensing wick.
3. Perform desoldering operation.
4. Squeeze trigger to cut off filled wick. **Caution-** to prevent jamming, do not retract wick more than ½" (12mm) past cutting blades and never retract solder saturated wick past cutting blades.



Replacing the Cutter

1. To remove cutter:
 - A. Remove lever by pressing up and sliding forward.
 - B. Slide nose clip up, then out to disengage.
 - C. Slide cutter out through front.
2. To install new Cutter:
 - A. Slide in cutter inserting feed tube through slot in back.
 - B. Slide lever into place. Nose clip tabs must be seated in lever locator holes. Compress with appropriate object pushed through small hole in lever to facilitate this step.
3. To maintain good cutting action periodically remove blades and clean with flux solvent.



AVOID contact between solvent and plastic parts.

Replacement Parts

PART NO.	DESCRIPTION	WIDTH
W4015-1	Replacement cassette w/ 15' (4.57m) #1 braid	0.035" (.9mm)
W4015-2	Replacement cassette w/ 15' (4.57m) #2 braid	0.060" (1.5mm)
W4015-3	Replacement cassette w/ 15' (4.57m) #3 braid	0.085" (2.2mm)
W4015-4	Replacement cassette w/ 15' (4.57m) #4 braid	0.115" (2.9mm)
W10010	Replacement cutter	