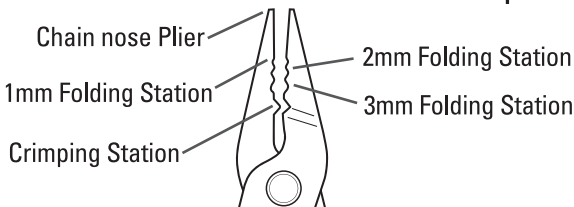


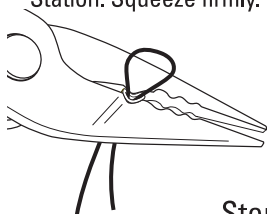


How to use the 4 in 1 Crimper



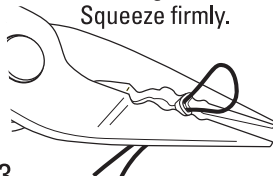
Step #1

Place crimp in the Crimping Station. Squeeze firmly.



Step #2

Turn crimp on its side. "<"
Place in the appropriate size Folding Station. Squeeze firmly.



Step #3

Use the chain nose tip of the plier for any additional squeezing or bending.

xuron.com

Warranty

Xuron® guarantees its product to be free of defects in material and workmanship for the life of the tool providing the tool has been used as recommended by Xuron®. Unless specified otherwise, Xuron® cutters are not intended for use on hardened wire or music wire.

WORK SAFE – BE SAFE

Always wear safety glasses.

Always turn off electricity before cutting electrical wire. Grips on these tools are not intended to provide protection from electrical shock. Do not use on, or near, energized circuits.

SUITABLE FOR AGES 14 AND UP.